



THESIS FAIR

3 NOVEMBER, 2022



Informatics Institute
Institute for Logic, Language, and Computation
Thesis Fair
informatics.amsterdam



IMPORTANT DATES

4 OCTOBER 2022
AI Projects on DataNose become available

4 OCTOBER 2022
Information Session - presentation on the Thesis Fair, and voting begins

4 OCTOBER - 11 OCTOBER
Voting is open

28 OCTOBER 2022
Schedules sent to students and organisations

3 NOVEMBER 2022
12:15 - 17:30
Thesis Fair!

ORGANIZED BY IVI
UNIVERSITY OF AMSTERDAM

QUESTIONS?
informatics.amsterdam/student-FAQs
ThesisFair-IVI@uva.nl

Table of Contents

- Session Information (slide 3)
- Thesis Projects (slides 4)
- Thesis Marketplace (slide 5)
- The Thesis Fair Program (slide 6)
- What is the Thesis Fair (slides 7-8)
- Thesis Fair Platform (slides 9-10)
- The Dream Project - Voting (slides 11 - 13)
- Your CV (slides 14 - 16)
- Speeddate Preparation (slide 17)
- During the Speeddate (slide 18)
- Follow-up After the Fair (slides 19)
- Contacts and points of information (slide 20)
- Q & A (slides 21)

The slides will be made available on informatics.amsterdam/student-faqs

Session Information

- Questions? At the end of the presentation we will have a Q&A session. Please make a note of any questions you may have and we will get to them. Please note that we will not answer questions during the session but at the end.
- The slides from this session will be made available to you on the Thesis Fair website.
- We will not be going over your thesis today. A separate Thesis Information Session will be held by your programme.

Thesis Projects

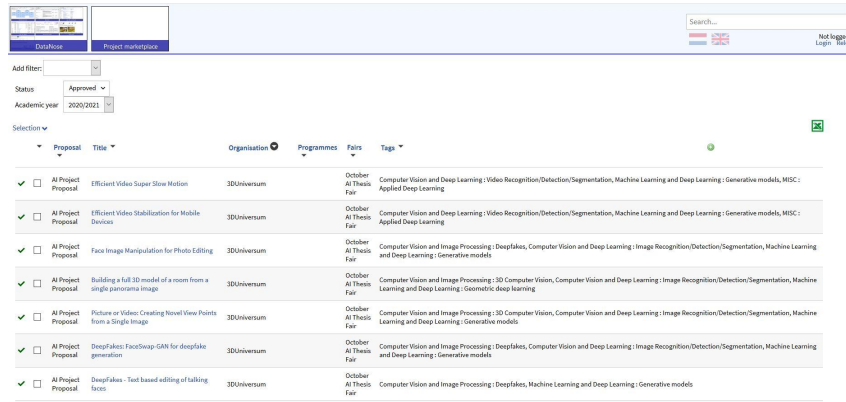
- All projects are listed on the Thesis Marketplace:

MSc Information Studies - Data Science: [https://datanose.nl/#program\[MSc%20IS-DS\]/projecttemplates](https://datanose.nl/#program[MSc%20IS-DS]/projecttemplates)

MSc Information Studies - Information Systems: [https://datanose.nl/#program\[MSc%20IS-IS\]/projecttemplates](https://datanose.nl/#program[MSc%20IS-IS]/projecttemplates)

- There are two types of projects:
 - Internal projects with one of our Research Groups (you can filter for these by typing in University of Amsterdam into the filter).
 - Some research groups are not participating in the Thesis Fair but have submitted projects to the Marketplace. You can contact them directly if you are interested in one of those projects.
 - External organisation projects with an external organisation (usually matched through the Thesis Fair)
 - Some external organisations are not participating in the Thesis Fair but have submitted projects to the Marketplace. You can contact them directly if you are interested in one of those projects.

Thesis Marketplace



The screenshot shows the DataNose Project Marketplace interface. At the top, there are navigation tabs for 'DataNose' and 'Project marketplace', a search bar, and a 'Not logged in' button. Below the navigation, there are filters for 'Add filter', 'Status' (set to 'Approved'), and 'Academic year' (set to '2020/2021'). A 'Selection' dropdown is also visible. The main content is a table of project proposals.

Proposal	Title	Organisation	Programmes	Fairs	Tags
<input checked="" type="checkbox"/> AI Project Proposal	Efficient Video Super Slow Motion	3DUiversum		October AI Thesis Fair	Computer Vision and Deep Learning ; Video Recognition/Detection/Segmentation, Machine Learning and Deep Learning ; Generative models, MSC ; Applied Deep Learning
<input checked="" type="checkbox"/> AI Project Proposal	Efficient Video Stabilization for Mobile Devices	3DUiversum		October AI Thesis Fair	Computer Vision and Deep Learning ; Video Recognition/Detection/Segmentation, Machine Learning and Deep Learning ; Generative models, MSC ; Applied Deep Learning
<input checked="" type="checkbox"/> AI Project Proposal	Face Image Manipulation for Photo Editing	3DUiversum		October AI Thesis Fair	Computer Vision and Image Processing ; Deepfakes, Computer Vision and Deep Learning ; Image Recognition/Detection/Segmentation, Machine Learning and Deep Learning ; Generative models
<input checked="" type="checkbox"/> AI Project Proposal	Building a full 3D model of a room from a single panorama image	3DUiversum		October AI Thesis Fair	Computer Vision and Image Processing ; 3D Computer Vision, Computer Vision and Deep Learning ; Image Recognition/Detection/Segmentation, Machine Learning and Deep Learning ; Geometric Deep Learning
<input checked="" type="checkbox"/> AI Project Proposal	Picture or Video: Creating Novel View Points from a Single Image	3DUiversum		October AI Thesis Fair	Computer Vision and Image Processing ; 3D Computer Vision, Computer Vision and Deep Learning ; Image Recognition/Detection/Segmentation, Machine Learning and Deep Learning ; Generative models
<input checked="" type="checkbox"/> AI Project Proposal	DeepFakes: FaceSwap-GAN for deepfake generation	3DUiversum		October AI Thesis Fair	Computer Vision and Image Processing ; Deepfakes, Computer Vision and Deep Learning ; Image Recognition/Detection/Segmentation, Machine Learning and Deep Learning ; Generative models
<input checked="" type="checkbox"/> AI Project Proposal	DeepFakes - Text based editing of talking faces	3DUiversum		October AI Thesis Fair	Computer Vision and Image Processing ; Deepfakes, Machine Learning and Deep Learning ; Generative models

When you are logged into DataNose you should find a tile titled “Project Marketplace” on your main page. Please click there. Alternatively, click the link below for your specific program. It is not possible to access other programs’ Marketplaces - only the program you are registered to.

MSc Information Studies - Data Science: [https://datanose.nl/#program\[MSc%20IS-DS\]/projecttemplates](https://datanose.nl/#program[MSc%20IS-DS]/projecttemplates)

MSc Information Studies - Information Systems: [https://datanose.nl/#program\[MSc%20IS-IS\]/projecttemplates](https://datanose.nl/#program[MSc%20IS-IS]/projecttemplates) 5

Thesis Fair Program - Thursday, 3 November

Registration: 12:15 at the USC, Science Park (see last slide)

- During registration login to the online platform (using your UvANet ID).
- Your personalised schedule will be loaded on the platform..

Open Marketplace: 12:50 - 13:50

Break: 13:50 - 14:15

5 speeddate rounds: 14:15 - 15:50

Borrel: 16:00 - 17:30

There are 5 speeddates, each round is 15 minutes long and you will have a 5 minute break between each session.

What is the Thesis Fair

The Thesis Fair is the opportunity for you to meet with external organisations and research groups and discuss their offered projects with the hope that you will match with one of them.

In order to participate in the Fair you must vote for 5 **organisations** on DataNose. You vote on individual projects and then the organisation appears on your voting ranked list. There is no ranking. The order your votes appear are not indicative of first, second or third preference, etc.

The voting is just to provide some direction in your schedules. It is equally designed to give you the chance to thoroughly read and review projects and organizations. You will have meetings on your schedule that you did not vote for, that is on purpose. You will also have an empty slot on your schedule to pencil in a meeting. The first hour also gives you the chance to talk with orgs who did not end up in your schedule or to meet new orgs you may have missed during the voting process. Finally, the borrel is a third opportunity to speak with orgs. Use all of these instances to your advantage, do not limit yourself to the schedule and go in thinking that the scheduled meetings is the only way of discussing projects.

To find the projects you can vote on, add the Fairs filter then type in “3 November 2022 Thesis Fair”, click Apply Filter.

What is the Thesis Fair

The projects are available on DataNose and you vote for the projects you are interested in. A schedule will be generated for you based upon your votes for organisations and representative availability. Please note that you will not be able to meet in speeddates with some of the organisations you voted for, it is just the nature of the event. You will also be likely scheduled to meet with organisations you initially did not vote for. Go into each speeddate with an open mind, many successful and interesting projects have come out of such speeddates

In order to participate in the Fair, you need to vote for 5-8 organisations and register here: <https://forms.gle/rq6JpJzQfnFgDnPS7>

Thesis Fair platform



UvA



Account



Event



Schedule



Orgs



Votes



Logout

Account information

First Name

Quinten

Family Name

Coltof

Email

quinten.coltof@student.uva.nl

Phone number

+31 6 01234567

Update personal information

Your Studies

- UvA Informatica

Your Curriculum Vitae

Re-upload CV

Download your CV

By uploading your CV you agree to share your CV with the participating organisations

Links

I.e. your LinkedIn/websites/GitHub/blog posts

https://qrcsoftware.nl




https://softwareify.nl




Add link

Update


Thesis Fair platform




UyA




Account




Event




Schedule



Orgs



Votes



Logout

Organisations

[Give all companies access](#)

New name1 - entity Share information ^

New description1 - entity

Projects

New name1 - project ^

New description1

[More information](#)

New name 2 - project v

New name 2 Share information v

The Dream Project - Voting

When voting for projects and you are unsure which to vote for, ask yourselves the following questions:

- What research theme do you like or want?
- Do you like to work in a small or large company?
- Working on a team or alone?
- What kind of guidance do you want or need?
- What kind of skills/expertise do you have/want to develop?
- What kind of data do you want to have access to?
- Is the project in English or Dutch?
- What are the working conditions?

The Dream Project - Voting

- Finding projects on the [Thesis Marketplace](#)
- Using filter and sorting

The Dream Project - Voting

Vote for at least 5 organisations. The more organisations you vote for, the easier it is for us to create individualised schedules.

Voting starts tonight, 4 October at 17:00 and closes on 11 October at 20:00

A schedule will be created for you based upon your voted rankings

You will receive your personalised schedule 1 week before the Fair (27th October).

Your CV and Professionalism

Treat each speeddate like a job interview and be prepared to discuss the projects and research areas.

Wear professional clothes and have a clean/tidy appearance.

Prepare questions and do your research for each organisation you meet with - know what the organisation does and their mission.

Maintain eye contact if possible.

Be confident but not cocky, listen to their questions and be sure to answer them.

Be respectful.

Even if you do not do a project with an organisation, there is a chance you will meet or work with some of these people in the future. Do not burn any bridges!

Your CV - What to put on your CV

Basic information:

- First and surname
- LinkedIn
- Github
- Website
- Email
- Mobile number
- Address

Program name and how long your thesis is

Include the following descriptions:

- Profile: Describe your skills, expertise and ambition in 2-3 sentences each
- Education: Which schools you have attended
- Work experience: Short sentences with job description and competencies
- Chosen set of courses and research areas of interest
- Internships and volunteering
- A photo is optional but encouraged

Your CV - useful tools and materials

- UVA Careers website - <https://career.uva.nl/uva-career-services/cv-check/cv-check.html>
 - CV Check
 - CV Feedback tool
 - Sample CV
- Harvard University Careers - <https://ocs.fas.harvard.edu/resumes-cvs-cover-letters>
 - Video on how to write a CV
 - Do's and don'ts
 - Action verbs for your CV

Speeddate Preparation

Check each organisation's website

Google the interviewers (if names are provided) and view their LinkedIn profile

Prepare specific as well as open questions:

- About the projects
- About the company
- About the work environment
- How COVID-19 could impact the internship

During the Speeddate

- Ask if the representative can see your CV (you should have uploaded your CV to the platform)
- Introduce yourself
- Refer to representative, use their name throughout the round
- Take notes
- Ask your prepared questions and ask open questions
- Check that your ideas and assumptions of the organisation are correct
- Check that your ideas and interpretations of the project(s) are correct
- Agree upon further contact and how to contact

Follow-up After the Fair

Do you have enough information? If not, then do some research.

Email or call the companies of your preference. Use the agreed upon contact method.

Make an appointment to meet with them further.

Note: please remember that a contract is a binding agreement. Only sign the contract if you are sure that you are going to undertake your thesis with them.

Contacts and points of information

Questions about the Thesis Fair? Visit our Student FAQs on <https://informatics.amsterdam/student-faqs>. If you cannot find the answer there, then email thesisfair-ivl@uva.nl

This presentation will be published on the Thesis Fair Student FAQs page.

Questions about the thesis itself? Please attend the dedicated lecture.

- If you have any personal concerns or issues please contact the Study Advisor, Cecilia Sigvardsson: A.K.C.Sigvardsson@uva.nl
- More information about the thesis will be presented by your program at a later date.

Questions from students

Thank you
and
good luck!